

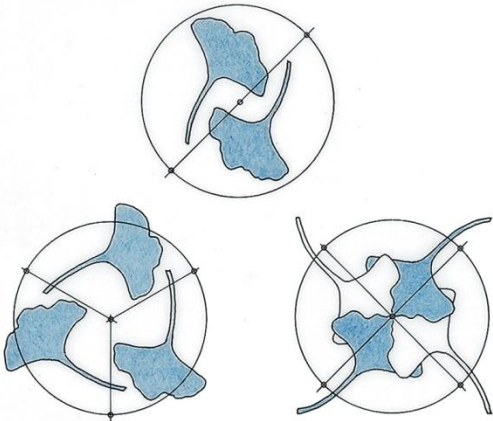
VA Explore Wednesday 9/25

- STUDIO FOCUS:
 - Finish positive/negative space pattern thumbnails and carefully carve your design on your linoleum
 - I can use equal amounts of positive and negative space to create an interesting pattern
 - I can use carving tools carefully and effectively to create my stamp
 - Print your stamp to demonstrate Rotation, and Translation patterns
 - I can ink and print my stamp properly
 - I know and understand the difference between rotation and translation pattern

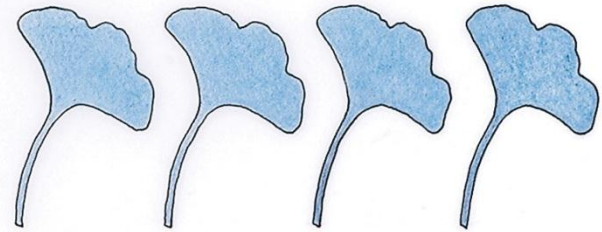
Working with Pattern

- Print your block using the following arrangements:

Rotation

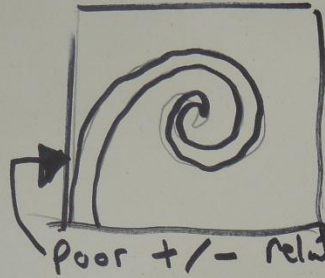


Translation



Pattern - Motif Stamp

create 6 Thumbnail studies of



Poor +/- Relationship






Good/equal +/- Relationship

different
Line/shape
designs

Create equal
positive &

Negative
Space


Relationship



Rotation:



Translation



Reflection



Pick your favorite
To transfer to
linoleum stamp!