

Candidate C

8

International Baccalaureate Form 6/FPPHCS

Film cover sheet: production portfolio

SUBMIT TO: MODERATOR ARRIVAL DATE: 20 APR (20 OCT) SESSION: May 2007

SCHOOL CODE: SCHOOL NAME:

- Type or write legibly using black ink and retain a copy of this form.
- Complete one copy of this form for each candidate.

SUBJECT: Film LEVEL: Higher

CANDIDATE NAME: Candidate C CAND NO:

Technology used: Camera SONY DSR-PDX 10 with incorporated microphone, Adobe Premiere Pro 1.5, Available light, Adobe Audition^{2.0} and Intervideo WinDVD creator^{3.0}.

DETAILS OF PRODUCTION

Production

Infinity

Title:

Testimony of an Abduction

Principal role: (circle one role only)

DIRECTOR

WRITER

CINEMATOGRAPHER

SOUND DESIGNER/RECORDIST/MIXER

EDITOR

Date of production:

January 10th

May 5th

FOR COMPLETION BY THE CANDIDATE

Candidate's contribution to film production:

You may wish to mention such issues as analytical, technical, creative, communication/teamwork, interpersonal, organizational and decision-making skills.

I as an editor contributed to organize the recorded shots ~~to script~~ and add the transitions and the sounds to make the ~~script~~ recorded shot fit the script, I also contributed in adding some scenes into the script to help the development of the story.

I also contributed by recording the voice over onto the computer.

Film Documentation for "Testimony of Abduction"

IB Film
Level: Higher

Company Name: Infinity
Movie title: Testimony of Abduction"
Principal Role: Editor

Numero de palabras: 1735

Rational of the trailer

The trailer I made lasts 50 seconds. I selected the shots where Kirsten receives a call and they tell her the amount of money she has to give to rescue her husband and the part where she and the accountant consult the bank accounts. I also mentioned the main characters and actors to give the impression of a movie with a recognized cast. At the end of the trailer I added a black screen with text to give the trailer a more professional aspect. The music added was used to tell the audience it was a drama and suspense movie.

Rationale of the movie

The company “Infinity” consists of four students, and produced a movie of almost 7 minutes. The movie shows a man who kidnapped himself, in order to take the rescue money from his wife and abandon her. It is a drama movie combined with suspense and action. The sound of the movie includes music and voice over. The music was modified and synchronized into the video so that the audience gets involved with the atmosphere of the movie. The voice over was modified to make the movie more realistic and credible.

Pre-production:

The final production started by selecting the idea for the film. The idea that I developed was based on an experience of my maid. I decided to develop the idea by making film realism showing the story of a woman walking in the street when suddenly a car stops near her and a man gets out of the car and grabs her wrist and pulls her into an alley. She screams for help but nobody pays attention. Then the woman kicks the man and escapes to a nearby restaurant. In the end of the film the owner of the restaurant talks with her about the experience she just had.

After that we made the pitch in which each one of us exposed his or her idea, trying to convince the mogul to select his or her idea. In the pitch I presented the mogul my idea for the movie, a realistic movie in which the locations would be typical streets of Bogotá to add more realism to the film. The locations could be found near my house so it was easy to record without moving too much from one place to another, as we only needed two locations, a street and a restaurant.

The next step was to select the movies that we would develop. The first one was from Camilo Villamizar and the second one was from Carlos Bayona. Then we organized ourselves into two companies. I belonged to Bayona's company, called "Infinity", my role was as editor. The other members were Carlos Bayona (director), Mateo Gomez (cameraman) and Camila Larrea (scriptwriter).

After the scriptwriter finished the first version of the script we suggested her some changes. I suggested adding three more scenes. In Scene 1 suggested adding the voice over that can be heard at the beginning of the movie. Also I suggested adding scene 7 and scene 12. I think that this gave the movie a more realistic aspect. From this version I understood that the movie was going to be about a man who decides to organize a self-kidnapping because he has financial problems. He asks for the rescue money and receives it, leaving his wife alone without money.

With the first edition of the script we only were able to make the scene list which was used in the edition process to help organize better the footage and prevent that I delete by mistake a good shot.

Scene list:

- 1) Kidnapping
- 2) Call from secretary
- 3) Wife crying
- 4) Call from kidnappers
- 5) Consulting accounts
- 6) Second call of kidnappers
- 7) Consulting money available
- 8) The proof of life

- 9) Wife receives tape
- 10) Giving money to kidnappers
- 11) Note of the husband
- 12) Man in jail

After receiving the final version of the script I read it and understood the theme, mood and overall structure. The theme of the movie was drama and the mood was mostly melancholic but in some parts it would have action. The structure would be the one mentioned in the scene list. This helped me to get a better idea of the type of music that I had to find. In the script I wrote the possible transitions that I could use such as fade to black, cross fade, etc and the voice over that needed to be recorded and where to add the music.

KIRSTEN
(Desperate)
What happened?

AMANDA *(voice over)*
Mr. Charles has been kidnapped some minutes ago at the entrance of the office when he was leaving work. We don't know anything else.

KIRSTEN
What?

AMANDA
I'm sorry. I will call you if we know something.

AMANDA hangs up.

SCENE 7: INT. HOUSE. DAY *DIP TO black*

KIRSTEN feels desperate and is crying.

SCENE 8: INT. HOUSE. NIGHT

record apart apply hand pass


record apart apply Band pass and DeNoiser

add music melancholic and depressing music

By the end of the pre-production process the cameraman proposed to add a "Rec" signal on the screen in the part where the kidnappers are filming the proof of life, in order to give it more realism. I researched some possible plug-ins that could be used in adobe premiere pro 1.5, like the program from "Profound Effects", "Camera POV" which allows to put battery controls and the "Rec" on the screen, but the problem was that the plug-in was expensive, about \$149, and the trial version added a white cross on the screen so we could not use it. I had to create the "Rec" title with adobe premiere title utility, which looked very similar to the one that can be seen in the LCD screen of the cameras.



Created by me



Camera POV

Production:

In this stage I accompanied the others while they were recording and made a list of the shots to avoid confusion of the good and bad shots so that it would be easier for me to edit during the post-production process. The second day of the recording I acted as one of the kidnappers in scene 1.

On the third day of the production stage I contacted a friend, Juan David Hernandez, who composed copyright free music for the movie. I asked him to compose some music that helped us creating an atmosphere of suspense, melancholy and tension among the audience during the different scenes.

At this stage I also began to plan my trailer. I wanted to show to the audience only the part where the woman has problems rescuing her husband. I decided to use suspense music as this gives the audience the feeling that they want to see what the movie is really about, but without mentioning that it is about a self kidnapping, as it would ruin the movie. To make my trailer I took some ideas from the trailer of "SAW", where they first show a sequence of the movie and then the logo of the company. I think in this way they grabbed the attention of the audience very fast and made them watch the whole trailer. Then I mentioned the main actors by showing their names, to make the movie look as if it included famous actors.

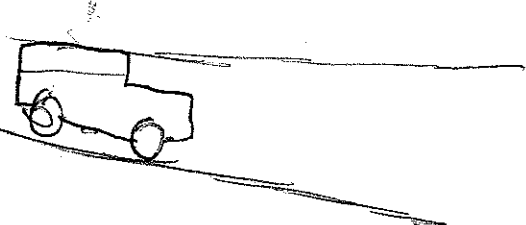
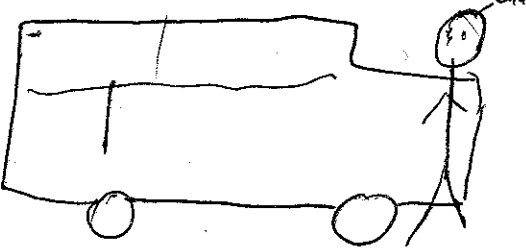
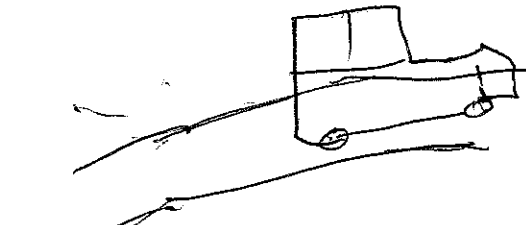
After the third day of production I started the post-production as I had already enough material to start editing.

Post-production:

In this stage the company I had lots of problems. During the first three days I deleted all the bad shots from the footage and started to organize the shots according to the script, leaving spaces for the parts that still needed to be recorded, but on the fourth day the file was damaged and I lost all the editing I had done. There were only three days left to edit everything, so I had to take all the footage to my house and organize again the shots.

To be able to edit all the footage I took it to my home and deleted the bad shots and began organizing the good ones. When I had 75% of the movie done I started correcting the sound, especially in the part of the kidnapping, because the wind had damaged the sound. I had to replace it for the clean sound of a street in such a way nobody would realize it had been changed. On the same day I created the title sequence of "Rec" and added it to the part where they record the proof of life, and then I began adding the music.

When they finished recording the last part of the movie they told me that they couldn't record, scene 9 and part 12 and the image of the title of the movie, so I had to adapt the movie with the existing shots to secure the continuity of the movie. Therefore I began assembling the whole movie. I found several problems in the part of the kidnapping. It was too slow, so I increased the speed to 120%. But this created a new problem as the cars in the back revealed that I had changed the speed. I had to add a part of a "bad" shot and combine it with the good one so that the change in speed is hardly noticed. This is shown in the following storyboard.

	<p>Kidnappers car entering</p> <p>ELS Good shot Speed: 120%</p>
	<p>Car stops and kidnappers take Charles into the car</p> <p>LS Bad shot First part speed: 120 Second part speed: 130 Third Part speed: 120</p>
	<p>The car leaves the place</p> <p>ELS Good shot Speed: 120%</p>

While I was editing I realized that in some part the image had “particles” which it was caused by the available light, because it only occurred in the part where there wasn’t enough light like in the scene where Kirsten receives the fist call from the kidnappers and in the part where they are making the proof of life. I tried applying different filters that Adobe Premiere Pro 1.5 had, and adjusting the color and brightens with the Adobe tools but this could not arrange anything or it made it worse so I had to leave it like this as it was the best that it could be done with the technology we had.

Then I recorded the voice over and lowered the volume and synchronized them with the movie, and applied a filter, “Denoiser”, which eliminated the background sound. For the voice over of the telephone calls I had to add a filter called “Bandpass” in order to create the sound of a real telephone call.

In the last stage of the edition I finished adding the music to the movie and adding the logo of the company, “Infinity”, as well as the title of the movie. The original idea was to use magazine letters for the title sequence, but because they didn’t take the photograph and the scanner didn’t work it was not possible, so I had to create the title using adobe premiere. Finally I added the credits and fished the first version of the movie. When I showed it to the group, they told me to extend the period of dark screen between the part where Kirsten puts the cassette in the VHS and the part where she is sitting in the park waiting for the kidnappers. The I showed it again with the changes and they approve it.

When I finished editing the movie I began making the trailer in which I added everything about the trailer in the production process. At the end I also added some text to give the audience an idea of what is going to happen in the movie, leaving them with the question of what really is going to happen.

When I finished both, trailer and movie, I used Intervideo winDVD creator which allowed me to record the movie in the highest quality, I had to create my own menu to make it look as professional I as could.

During the whole production I had to face problems while editing, but I was able to solve most of them. These problems taught me that for further film work we always need to have backups in order to avoid possible problems and lose of time and to be able to concentrate on the smallest details and produce a more professional movie.

Appendix I

Location list:

- 1) TES office at headmaster's office.
- 2) World Trade Center
- 3) House of Carlos Bayona
- 4) Park: "Parque el Virrey"

Prop list:

- 1) Camera
- 2) Phone
- 3) Car
- 4) Suitcase
- 5) Fake money
- 6) Letter with magazine letters
- 7) Trait, Plate, Fork and knife
- 8) Bed
- 9) Costumes +Girls tides for Amanda and Kirsten
 +Executive costume for Charles
 +Casual clothes for the kidnapers

Crew:

- 1) Director: Carlos Bayona
- 2) Scriptwriter: Camila Larrea
- 3) Editor: Jonathan Franco
- 4) Cameraman: Mateo Gomez
- 5) Music: Juan David Hernandez
- 6) Charles: Henry Cepeda

Appendix II

Testimony of abduction

(Title and opening credits (suitcase)) *revised Deleted*

SCENE 1: EXT. CAR. DAY *DIP to black*

A car passes and someone starts throwing money out of the window.

*Add
music
celebration
music*

SCENE 2: *DIP to black*

*Record
apart*

CHARLES (Voice-over)
Everything started when I found out that my company had financial problems. Since that day everything in my life went wrong...

*Add
music*

SCENE 3: INT. OFFICE. DAY

DIP to black

CHARLES is talking on the phone.

CHARLES

Alright! Everything is ready..

CHARLES hangs up.

SCENE 4: INT. OFFICE. DAY

CHARLES is leaving work.

CHARLES

Amanda lets go to the meeting.

AMANDA

OK sir.

They leave the office.

cross dissolve and DIP to black

SCENE 5: EXT. ENTERPRISE ENTRANCE, DAY

Suddenly a car stops nearby and two guys with masks throw him violently into the back of the car.

*Add
music
Drops to
develop tension*

SCENE 6: INT. HOUSE. DAY

CHARLES (V.O)

I am going to tell you about the day that I was kidnapped.

Record apart

KIRSTEN
Hello?

DIP to black

AMANDA
Ms. Kirsten this is Amanda. I have some bad news.

KIRSTEN
(Desperate)
What happened?

AMANDA (voice over)
Mr. Charles has been kidnapped some minutes ago at the
entrance of the office when he was leaving work. We don't
know anything else.

} record
apart
apply bandpass
and Denoisser

KIRSTEN
What?

AMANDA
I'm sorry. I will call you if we know something.
AMANDA hangs up.

} record
apart
apply bandpass
and Denoisser

SCENE 7: INT. HOUSE. DAY *DIP TO black*

KIRSTEN feels desperate and is crying.

} add
music
melancholic and depressing music

SCENE 8: INT. HOUSE. NIGHT

KIRSTEN receives a mysterious call.

KIRSTEN
Who is this?

TOM (voice over)
Listen, we are your friends and we are going to give you
some instructions that you will follow without questions.

} Record
apart
apply
bandpass
and Denoisser

KIRSTEN
What do I have to do?

TOM
Follow the rules. Your husband's life depends on how
cooperative you are with us. You will receive another call
tomorrow.

KIRSTEN
Wait don't hang up...
Is he alright?
Can I talk to him?

42

TOM
He's fine.] record
a part
apply bandpass
and denoiser

The call ends.

Deleted

SCENE 9: INT. HOUSE. NIGHT

KIRSTEN is on the computer looking at her bank accounts, trying to look for money.

Deleted

DIP to black

SCENE 10: INT. HOUSE. DAY

KIRSTEN is having breakfast and receives the call.

KIRSTEN
Hello...
What do you want?

TOM
1 million dollars

KIRSTEN
(Desperately)
That's too much. I don't have that amount. I have 500,000 dollars that can give to you.

TOM (voice over)
Don't be ridiculous woman. 1 million dollars, no discussion.

] record
a part
apply bandpass
and denoiser

KIRSTEN
Please give me some time to find the money.

TOM (voice over)
You have three months, not a day more.

] record
a part
Apply bandpass
and denoiser

SCENE 11: INT. OFFICE. DAY

DIP to black

KIRSTEN goes to his husband's office to talk to the accountant.

KIRSTEN
I need you to tell me how our finances are doing.

ACCOUNTANT
Ms. Kirsten I have been examining you bank accounts and I don't have very good news. Your husband is broke. The enterprise is not running well and you may not have enough money to pay for your bills.

add
MUSIC
of bells and
harmonics
or piano
to create
suspense

3)

KIRSTEN
(Desperate)

I don't care about my bills right now; I just want to find the money for my husband's rescue.

Add MUSIC
add suspense and mysterious music

ACCOUNTANT

Well, you are not going to find it here, I am sorry but there's not enough money.

SCENE 12: INT. HOUSE. DAY

* Dip to black and sound "constant gain"

CHARLES (V.O)

As KIRSTEN loves me, she went to her parent's house to ask for my rescue money. As they are wealthy, they gave to her my rescue money without any problem.

SCENE 13: INT. ROOM. DAY

TOM enters the room with a camera on his hands.

CHARLES is sat on a chair waiting for him.

TOM sets up the camera ready to film.

TOM

You will say that you are fine but that you need her to have the money ready soon. She cannot call the police or anyone else; she has to go by herself.

CHARLES

* Dip to black

Hi Kirsten... I want you to know that I am fine; they have given me a good treatment. Please do not be scared, there's nothing to be afraid of. I need you to cooperate with them and try to pay the amount that they ask for as soon as possible. Do not involve the police, do it by yourself. I love you and soon we will be together again.

Add a "REC" on the top right of the screen to simulate camera POV
add music
Piano music played UPV4 slow

SCENE 14: INT. HOUSE. DAY

* Dip to black

KIRSTEN finds a strange package on the door of her house.

KIRSTEN opens the package and finds a video and a little note inside. She reads: 1 million dollars on Friday, River Street, 10 am, no police.

KIRSTEN runs to put the video on and watches it with attention.

Add MUSIC
suspense music

* Dip to black

SCENE 15: EXT. STREET. DAY

add
sound of
the cell phone
ringing

KIRSTEN goes to the place that they arranged. She is sitting on a park bench.

A car stops nearby and KIRSTEN approaches to it. The door opens and someone take the suitcase from her hand.

KIRSTEN falls down to the floor desperate. She receives a call.

TOM

Your husband is already at home. You can call to verify this information.

TOM hangs up.

KIRSTEN
Hello? Charles..

CHARLES
Kirsten I am alright, please come home.

KIRSTEN
I'll go now, I love you.

SCENE 16: INT. HOUSE. DAY

KIRSTEN gets home and finds a note.

Record
apart

I never thought that you would fight so much for me. I knew you loved me but now I know how much. Thank you for the money and have a good life.

Add music

Piano music

KIRSTEN starts crying of anger.

6 MONTHS LATER *-Add as title*

SCENE 17: INT. JAIL. DAY

Add
music
Piano plays
at normal speed.

CHARLES is in jail and has finished telling his story.
CHARLES (~~voice over~~): That's my story and this is how I ended up, for my bad decisions.

add
credits

Add
music
add drum
combined
with piano

Record
apart
ADD
Band pas
de Noissey