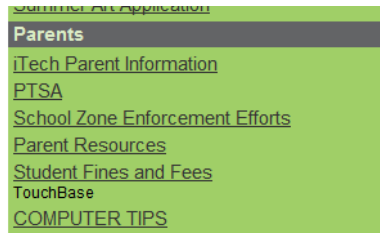


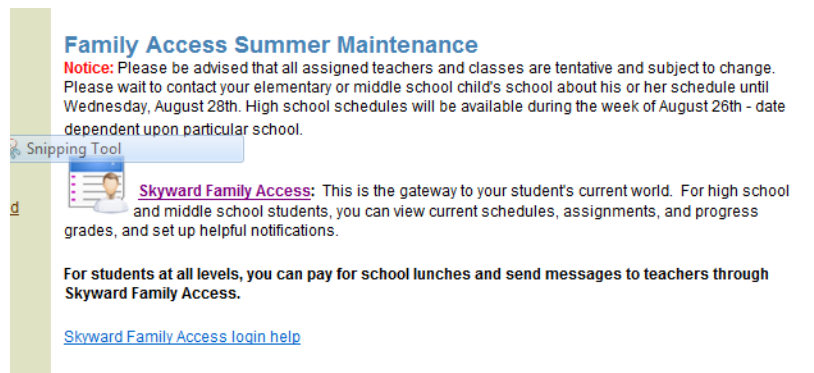
SKYWARD HELP SHEET

Log-in: go through iTech's homepage

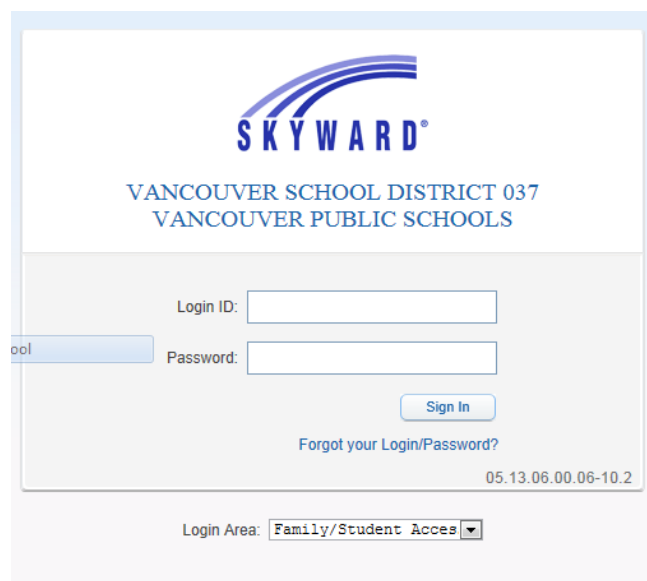
Step 1- Select "Parent Resources" at the bottom left hand corner of the page



Step 2- Select "Skyward Family Access"



Step 3- Log in



Step 4- Using Skyward

The screenshot shows the Skyward Family Access Message Center interface. A red box labeled "Access Attendance" points to the "Attendance" link in the left-hand navigation menu. Another red box labeled "Access Grade book" points to the "Gradebook" link in the same menu. The main content area displays "You have unread messages" and lists administrator messages, including a welcome letter and a notice about tentative schedules for the 2013-2014 school year.

Grade book-

The screenshot shows the Skyward Family Access Gradebook interface. The "Gradebook" tab is selected, and the "Classes for All Grade Periods" table is displayed. A red arrow points to the "S1" column header in the table, which is underlined. A text box below the screenshot explains that S1 is the grade to look at.

Period	Class	Description	Term	Teacher	PR1	T1	PR2	T2	S1
1	<u>1521/01</u>	SPANISH 2	S1	ANGELICA DULL					
2B	<u>6245/02</u>	BIOMECHANICS OF MOVE	S1	MARTIN BYRNE					
3	<u>7841/03</u>	PRE-ENGINEERING PHYS	S1	THOMAS WOLVERTON					
4	<u>2211/04</u>	ENGLISH 10	S1	INES KUNA					
5	<u>M3201/05</u>	GEOMETRY A	S1	DONALD ROGERS					
6B	<u>8451/06</u>	LEADERSHIP	S1	INES KUNA					
7	<u>4771/07</u>	PRE-ENGINEERING DESI	S1	ISAIAH WYCKOFF					
8	<u>8091/08</u>	AP HUMAN GEOGRAPHY	S1	KARINA NERSESYAN					

S1 is the grade that you want to look at.